



GO BEYOND

PRATT & WHITNEY

**GTF**

GEARED TURBOFAN

COMMERCIAL ENGINES

**PW1700G**  
**PW1900G**

**POWERING THE  
E-JETS E2**

A UNITED TECHNOLOGIES COMPANY



PRATT & WHITNEY

# GTF

COMMERCIAL ENGINES

## PW1700G

POWERING THE EMBRAER E-JETS E175-E2

The PW1700G engine is the exclusive power plants for the E-Jets E175-E2. The geared architecture, combined with an all-new, advanced engine core enables the PW1700G engine to deliver significant economic and environmental benefits, without compromise.

## PW1900G

POWERING THE EMBRAER E-JETS E190-E2 & E195-E2

The PW1900G powered E190-E2 entered service in 2018 and builds on millions of hours of development and revenue experience with the Pratt & Whitney GTF™ family and is first in a new generation of E-Jets E2 powered by Pratt & Whitney Dependable Engines.

DOUBLE  
DIGIT

REDUCTION IN  
FUEL CONSUMPTION

UP TO

75%

REDUCTION IN  
NOISE FOOTPRINT

UP TO

50%

REDUCTION IN  
NO<sub>x</sub> EMISSIONS

FROM CAEP/6

56"


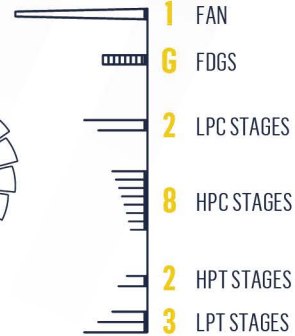
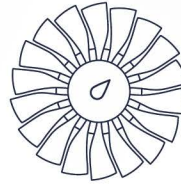
Fan Diameter

9:1

Bypass Ratio

14K -17K

Pounds of Thrust



73"


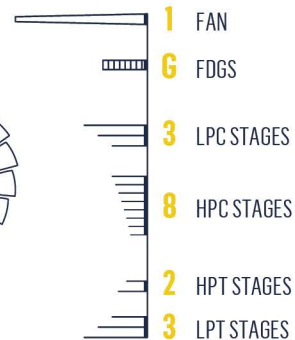
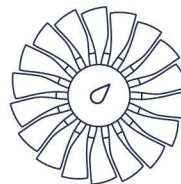
Fan Diameter

12:1

Bypass Ratio

19K -23K

Pounds of Thrust



CONTACT US

USA: 860-565-9600

ISSUED: JULY 2018

[pwgtf.com](http://pwgtf.com)